

A close-up photograph of a dark, textured surface, likely a piece of Penumbra Marble. The texture is characterized by dark, wavy, and somewhat chaotic patterns, with some lighter, greyish-brown areas interspersed throughout. The overall appearance is rugged and organic.


Penumbra

Marble

LITHIC
AUSTRALIA

A solid, dark brown horizontal bar that serves as a graphic element for the Lithic Australia logo.

Finishes



Honed

Type And Size (mm)

Finish	Paver	Tile	Slab	Cobblestone	Wall Cladding	Custom
Honed			20x3000x1620			

Sealing Requirement

Optional




Recommended





Required




Applications


 Interior Walling (Wet & Dry)


 Exterior Walling (Wet & Dry)

 Light Traffic

 Mechanically Fixed Walling

 Interior Flooring (Wet & Dry)

 Exterior Flooring (Wet & Dry)

 Heavy Traffic

 Kitchen Counter

Stone Properties

Property	Abrasion Strength (cm3/50cm2)	Bulk Density (kg/m3)	Compressive Strength (Mpa)	Flexural Strength Under Load (Mpa)	Open Porosity (%)	Salt Resistance	Slip Resistance (SRV)
Test Method	EN 14157	EN 1936	EN 1926	EN 12372	EN 1936	AS/NZS 4456.10	AS 4586
Result	16.44	2560		7.0	3.9		P1

- General technical data; please contact us for specific projects. We offer materials with characteristics which can be changed to suit your requirements.
- The technical data and in general the information contained in this technical sheet is based on tests considered to be reliable. We do not guarantee their accuracy when compared to subsequent tests due to the inherent variability of natural stone. If test results are critical please request reports for each critical factor.

Cleaning & Maintenance

Natural stone is considered a high quality covering, which fulfils all the physical, chemical, and building requirements to carry out a good project with proven success, thanks to its durability and the low maintenance cost in comparison to other materials like artificial stone.



The hardness and lifespan of natural stone can be increased with an appropriate choice of finish, treatment and further maintenance.



Water is the best cleaning solution. However, when it comes to cleaning and disinfecting, it is advisable to use pH balanced cleaners (7-10 pH).



Never use aggressive detergents such as bleach, ammonia, descalers, etc.



Never use metal utensils (such as steel wool) as they may scratch the surface.

In case of stains, try to clean by mixing dishwashing liquid with warm water and scrub with a soft kitchen broom. This will solve a majority of stains that you will come across during your stones life.

If the stain persists, click [HERE](#) or scan the QR code to read an article on how to clean natural stone depending on the type of stain.

The article includes solutions for:

- General Maintenance
- Rust
- Efflorescence
- Organic Stains
- Soap Scum
- Cement & Grout Residue
- Grease/Fat/Oil
- Epoxy, Wax, Glue
- Dirty Grout

How To Clean Natural Stone



Lithic Australia

39 Canavan Drive
Beresfield NSW
2322 Australia
Phone: (02) 4966 8474
info@lithicaustralia.com.au

www.lithicaustralia.com.au



133 Victoria Road
Rozelle NSW
2039 Australia
Phone: (02) 9030 8454
info@lithicaustralia.com.au