



Elbasan

Sandstone

LITHIC
AUSTRALIA



Finishes



Honed



Flamed

Type And Size (mm)

| Finish | Paver | Tile | Slab | Cobblestone | Wall Cladding | Custom |
|--------|-------|-------------|------|-------------|---------------|--------|
| Honed | | 20x800x800 | | | | |
| Flamed | | 20x600x600* | | | | |

*also comes in a 60mm drop edge

Sealing Requirement

Optional




Recommended





Required





Applications


 Interior Walling (Wet & Dry)


 Exterior Walling (Wet & Dry)


 Mechanically Fixed Walling


 Pool Surrounds

 Light Traffic

 Interior Flooring (Wet & Dry)

 Exterior Flooring (Wet & Dry)

 Paving Pedestals*

 Vehicular Traffic*

*Contact us for specific requirements

Stone Properties

| Property | Abrasion Strength (cm3/50cm2) | Bulk Density (kg/m3) | Compressive Strength (Mpa) | Flexural Strength Under Load (Mpa) | Open Porosity (%) | Salt Resistance | Slip Resistance (SRV) |
|-------------|----------------------------------|-------------------------|----------------------------|------------------------------------|-------------------|-----------------|-----------------------|
| Test Method | EN 14157 | EN 1936 | EN 1926 | EN 12372 | EN 1936 | AS/NZS 4456.10 | AS 4586 |
| Result | 21.2 | 2580 | 78 | | | AA | P1-P5 |

- General technical data; please contact us for specific projects. We offer materials with characteristics which can be changed to suit your requirements.
- The technical data and in general the information contained in this technical sheet is based on tests considered to be reliable. We do not guarantee their accuracy when compared to subsequent tests due to the inherent variability of natural stone. If test results are critical please request reports for each critical factor.

Cleaning & Maintenance

Natural stone is considered a high quality covering, which fulfils all the physical, chemical, and building requirements to carry out a good project with proven success, thanks to its durability and the low maintenance cost in comparison to other materials like artificial stone.



The hardness and lifespan of natural stone can be increased with an appropriate choice of finish, treatment and further maintenance.



Water is the best cleaning solution. However, when it comes to cleaning and disinfecting, it is advisable to use pH balanced cleaners (7-10 pH).



Never use aggressive detergents such as bleach, ammonia, descalers, etc.



Never use metal utensils (such as steel wool) as they may scratch the surface.

In case of stains, try to clean by mixing dishwashing liquid with warm water and scrub with a soft kitchen broom. This will solve a majority of stains that you will come across during your stones life.

If the stain persists, click [HERE](#) or scan the QR code to read an article on how to clean natural stone depending on the type of stain.

The article includes solutions for:

- General Maintenance
- Rust
- Efflorescence
- Organic Stains
- Soap Scum
- Cement & Grout Residue
- Grease/Fat/Oil
- Epoxy, Wax, Glue
- Dirty Grout

How To Clean Natural Stone



Lithic Australia

39 Canavan Drive
Beresfield NSW
2322 Australia
Phone: (02) 4966 8474
info@lithicaustralia.com.au

www.lithicaustralia.com.au



133 Victoria Road
Rozelle NSW
2039 Australia
Phone: (02) 9030 8454
info@lithicaustralia.com.au